

1. I have been told about the study and I know why it is being done and what to do. I know that I do not have to do it if I do not want to. If I have questions I can ask my teacher. I know that I can stop at any time.		
	Response Percent	Response Count
I understand and will begin the survey. <div></div>	100.0%	30
I would rather not do it.	0.0%	0
	answered question	30
	skipped question	0



2. Where do you go to school?

	Response Percent	Response Count
IS 5	0.0%	0
IS 10	0.0%	0
IS 61	0.0%	0
IS 72	0.0%	0
IS 73	0.0%	0
IS 77	0.0%	0
IS 89	0.0%	0
IS 91	0.0%	0
IS 93	0.0%	0
IS 125	0.0%	0
IS 126	0.0%	0
IS 141	0.0%	0
IS 144	0.0%	0
IS 145	0.0%	0
IS 157	0.0%	0
IS 185	0.0%	0
IS 189	0.0%	0
IS 204	0.0%	0
IS 217	0.0%	0
IS 230	0.0%	0
IS 237	0.0%	0
PS 12	0.0%	0
PS 14	100.0%	30
PS 19	0.0%	0
PS 30	0.0%	0







PS 54	0.0%	0
PS 76	0.0%	0
PS 92	0.0%	0
PS 111	0.0%	0
PS 127	0.0%	0
PS 151	0.0%	0
PS 153	0.0%	0
Al-Iman School	0.0%	0
Al-Manoor School	0.0%	0
Bais Yaakov Academy	0.0%	0
Bnos Malka Academy	0.0%	0
El-Ber Islamic School	0.0%	0
Flushing High School	0.0%	0
Forest Hills HS	0.0%	0
Grover Cleveland HS	0.0%	0
Jamaica HS	0.0%	0
John Bowne High School	0.0%	0
Hevach High School	0.0%	0
Long Island City High School	0.0%	0
Machon Academy	0.0%	0
Martin Luther HS	0.0%	0
The Muslim Center Elementary School	0.0%	0
Newcomers High School	0.0%	0
Newtown HS	0.0%	0
Our Lady of Mercy	0.0%	0
Our Lady of Sorrows	0.0%	0
Queens Academy HS	0.0%	0

Queens Lutheran School	0.0%	0
Queens Vocational HS	0.0%	0
Razi School	0.0%	0
Redeemer Lutheran	0.0%	0
Resurrection Ascension School	0.0%	0
St. Adalbert	0.0%	0
St. Francis of Assisi School	0.0%	0
St. John Lutheran School	0.0%	0
St. Kevin School	0.0%	0
St. Mel School	0.0%	0
St. Nicholas of Tolentine	0.0%	0
St. Raphael School	0.0%	0
Sacred Heart School	0.0%	0
Shaarei Zion Ohel Bracha	0.0%	0
Tiferes Torah Institute	0.0%	0
William Cullen Bryant High School	0.0%	0
Yesheiva Tifereth Moshe	0.0%	0
Yeshivat Our Haim	0.0%	0
Other	0.0%	0
other school (please specify)		0
<i>answered question</i>		30
<i>skipped question</i>		0



3. What grade are you in?

	Response Percent	Response Count
3 	3.3%	1
4 	96.7%	29
5	0.0%	0
answered question		30
skipped question		0




4. How often do you use your computer at home for homework?

	Response Percent	Response Count
I don't have a computer at home 	6.9%	2
I don't use my home computer for homework 	3.4%	1
A few times a year 	10.3%	3
About once a month 	17.2%	5
About once a week 	48.3%	14
Almost every night 	13.8%	4
answered question		29
skipped question		1






5. Compared to last year, this year my teachers are using computers...

	Response Percent	Response Count
less	0.0%	0
about the same amount 	24.1%	7
more 	75.9%	22
<i>answered question</i>		29
<i>skipped question</i>		1



6. Compared to last year, this year students in my grade are using computers...

	Response Percent	Response Count
less 	6.9%	2
about the same amount 	17.2%	5
more 	75.9%	22
<i>answered question</i>		29
<i>skipped question</i>		1



7. During this school year, how much time per week did you spend using computers in your class(es)?

	Response Percent	Response Count
Not at all 	10.3%	3
Once a week 	41.4%	12
2 times a week 	24.1%	7
3 or 4 times a week 	20.7%	6
Every day 	3.4%	1
answered question		29
skipped question		1



8. During this school year, I typed up reports and assignments.

	Response Percent	Response Count
Yes 	91.3%	21
No 	8.7%	2
answered question		23
skipped question		7



9. During this school year, I made spreadsheets and graphs.

	Response Percent	Response Count
Yes 	30.4%	7
No 	69.6%	16
answered question		23
skipped question		7



10. During this school year, I used blogs to communicate with other students and teachers

	Response Percent	Response Count
Yes 	95.7%	22
No 	4.3%	1
<i>answered question</i>		23
<i>skipped question</i>		7

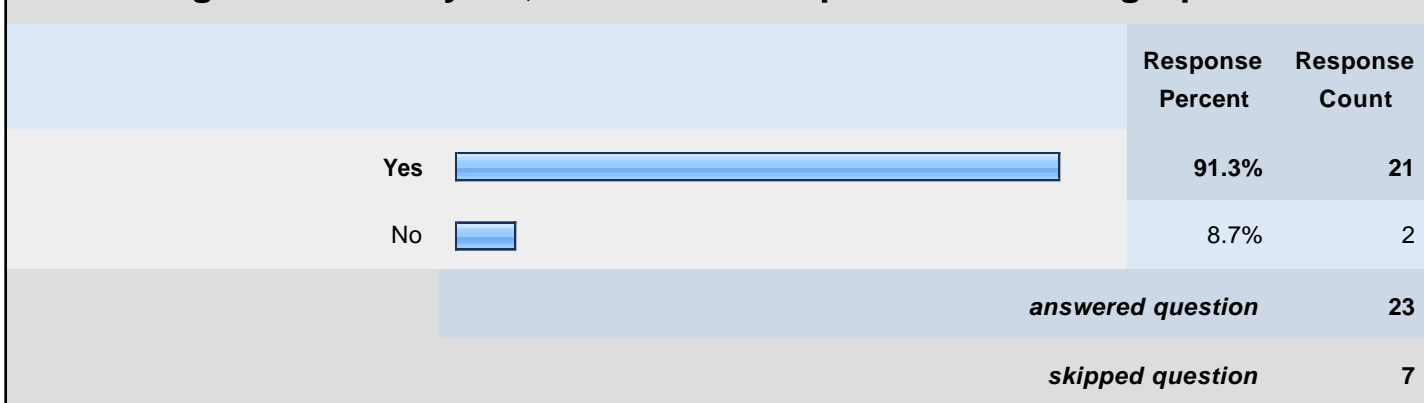
11. During this school year, I did research on the Internet for a report or assignment.

	Response Percent	Response Count
Yes 	95.7%	22
No 	4.3%	1
<i>answered question</i>		23
<i>skipped question</i>		7

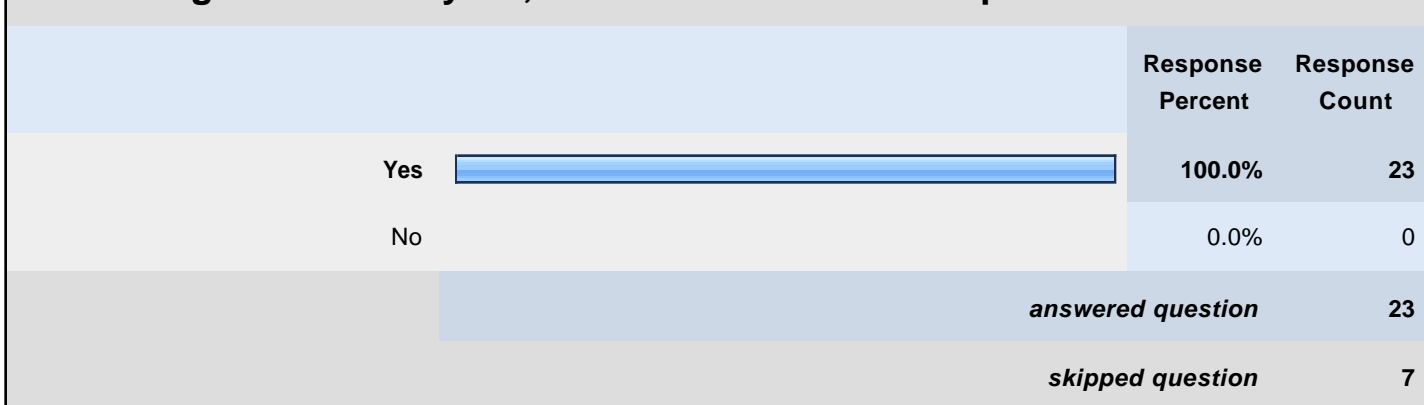
12. During this school year, I made a PowerPoint presentation.

	Response Percent	Response Count
Yes 	47.8%	11
No 	52.2%	12
<i>answered question</i>		23
<i>skipped question</i>		7

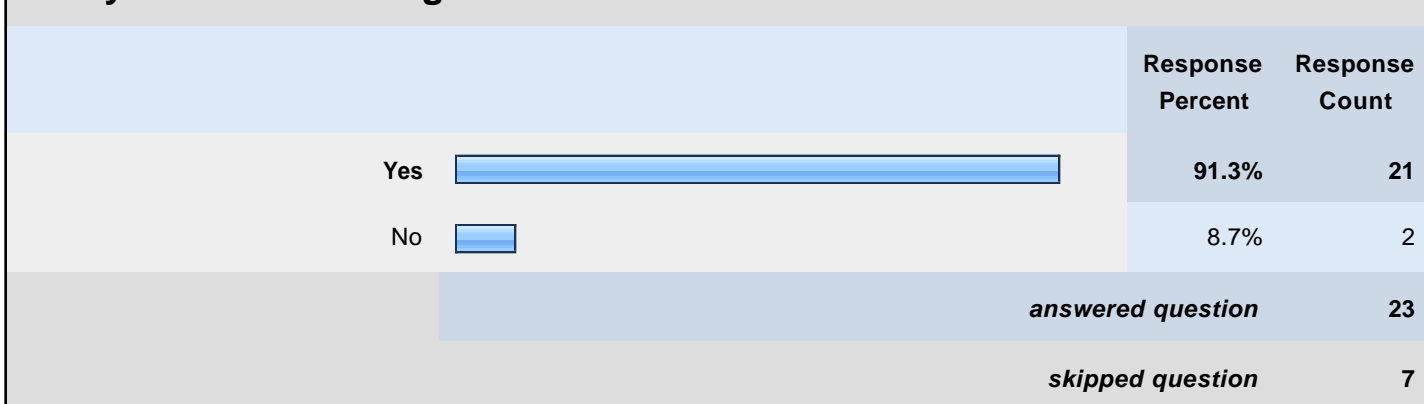
13. During this school year, I used the computer to make a graphic novel.





14. During this school year, I took a test on the computer.





15. During this school year, I used a computer program to improve my study skills or learning skills.





16. During this school year, I made or listened to a podcast.

		Response Percent	Response Count
Yes		87.0%	20
No		13.0%	3
<i>answered question</i>			23
<i>skipped question</i>			7



17. During this school year, I made or edited a webpage or worked in a web environment, like a wikispace.

		Response Percent	Response Count
Yes		47.8%	11
No		52.2%	12
<i>answered question</i>			23
<i>skipped question</i>			7



18. This school year, I collected data using equipment that go with the computer, like probes or PDAs.

		Response Percent	Response Count
Yes		47.8%	11
No		52.2%	12
<i>answered question</i>			23
<i>skipped question</i>			7








19. This school year, I made or edited a video or movie.

		Response Percent	Response Count
Yes		87.0%	20
No		13.0%	3
<i>answered question</i>			23
<i>skipped question</i>			7

20. During the past school year, I created or contributed to a web-based map or timeline.

		Response Percent	Response Count
Yes		13.0%	3
No		87.0%	20
<i>answered question</i>			23
<i>skipped question</i>			7

21. In which subjects do you use technology. (Check all that apply)

		Response Percent	Response Count
Math		56.5%	13
Sciences		47.8%	11
English Language Arts		52.2%	12
Social Studies		100.0%	23
Art		17.4%	4
Music		0.0%	0
Physical Education/Gym		0.0%	0
ESL or ELL		0.0%	0
Computer Class		21.7%	5
Multi-Media		4.3%	1
None of the Above		0.0%	0
Other (please specify)			0
answered question			23
skipped question			7

22. Do you know how to use the following equipment, applications or web sites?

	Yes	No	Response Count
Digital camera or video	100.0% (25)	0.0% (0)	25
Audacity or GarageBand	44.0% (11)	56.0% (14)	25
iMovie or Movie Maker	88.0% (22)	12.0% (3)	25
Wikispaces	12.0% (3)	88.0% (22)	25
Teacher/Classroom Blogs	100.0% (25)	0.0% (0)	25
Google Maps	12.0% (3)	88.0% (22)	25
Comic Life	92.0% (23)	8.0% (2)	25
NYLearns	0.0% (0)	100.0% (25)	25
	answered question		25
	skipped question		5

23. How much do you agree with these statements?

	I agree	I'm not sure	I disagree	Rating Average	Response Count
I am able to learn more when I use computers in my school.	80.0% (20)	20.0% (5)	0.0% (0)	1.20	25
I work harder on my assignments when I am using a computer.	48.0% (12)	40.0% (10)	12.0% (3)	1.64	25
I would be a better student if I got to use technology more in school.	60.0% (15)	36.0% (9)	4.0% (1)	1.44	25
Teachers in this school know a lot about how to use computers to help students learn more.	76.0% (19)	20.0% (5)	4.0% (1)	1.28	25
There are enough computers in my school for students to use for their schoolwork.	28.0% (7)	40.0% (10)	32.0% (8)	2.04	25
I am using computers in my class (es) in ways that other students in this school are not.	54.2% (13)	41.7% (10)	4.2% (1)	1.50	24
I have shown other students how to do things with computers.	60.0% (15)	8.0% (2)	32.0% (8)	1.72	25
I have shown a teacher how to do things with computers.	0.0% (0)	16.0% (4)	84.0% (21)	2.84	25
I use computers more in my class (es) than other students in this school	12.5% (3)	66.7% (16)	20.8% (5)	2.08	24
	answered question				25
	skipped question				5